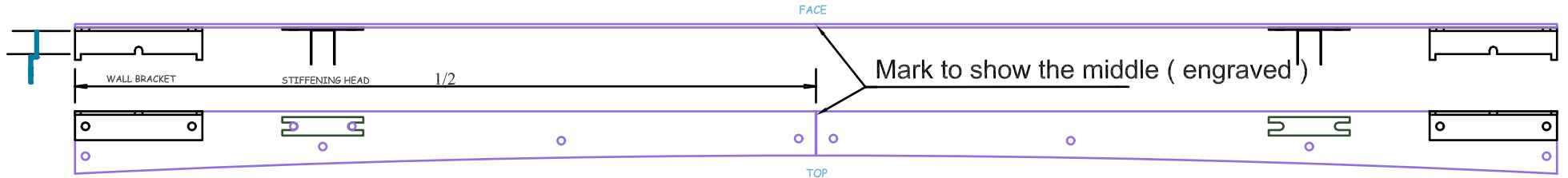


VISTACURVE 70 " to 190 "

COUPLING ELEMENT and WALL BRACKET

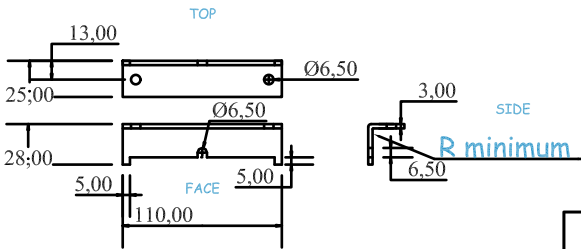
STIFFENING HEAD



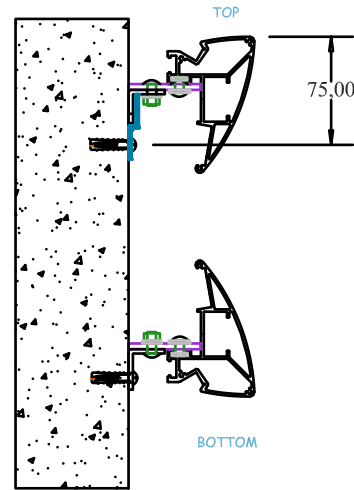
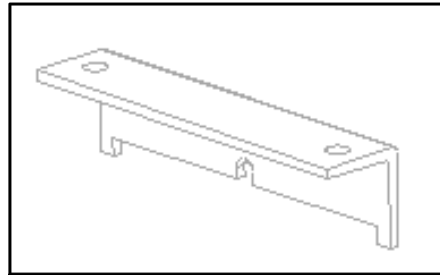
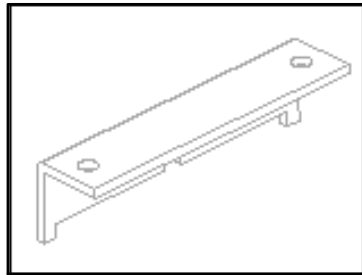
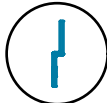
VISTACURVE 70 " to 100 " Radius: 13000 mm
 VISTACURVE 110 " to 130 " Radius: 15000 mm

COUPLING ELEMENT
2 PER SCREEN

VISTACURVE 140 " to 160 " Radius: 17000 mm
 VISTACURVE 170 " to 190 " Radius: 19000 mm



WALL BRACKET
4 PER SCREEN
 (+ 4 wall "Z" bracket)



Company info.	
Name	U.See Ltd.
Address	Unit 136 Bentwaters parks "The Airfield" Rendlesham, Suffolk IP12 2TW
Tel / Fax	+ 44 (0)1 394 420 220

jpc 0209